

Name: \_\_\_\_\_

# Dino quiz!

1. Dinosaurs died out some 65.5 million years ago. This signalled the end of which period?

Cretaceous

Jurassic

Triassic

*Cretaceous. Non-avian dinosaurs all became extinct 65.5 million years ago at the end of the Cretaceous period. Avian dinosaurs (modern birds) did not and still live among us today (~10,000 species)*

2. True or false: Pterosaurs such as the pterodactyl are ancestors to birds

*False. The hypothesis favoured by most palaeontologists suggests that pterosaurs and all dinosaurs share a direct common ancestor. However, the direct common ancestor of birds are ground-dwelling carnivorous dinosaurs such as Velociraptor.*

3. Why does T-rex have such small forelimbs?

*T-rex had a large strong skull with long dagger-like teeth suited for large bone-crushing bites. The unusually small forelimbs together with this specialized skull suggest that the forelimbs were less suited for grasping the prey or helping feed food into the mouth. In other words the forelimbs probably became less useful in feeding so like other unnecessary structures in animals like our appendix they shrank.*

4. Name this dinosaur



(The original picture was taken from the [Natural History Museum's Dino Directory](#), with permission.)

*Iguanodon. This was one of the most successful dinosaurs - species of which have been found in many parts of the world. There are two skeletons of this dinosaur in the Natural History Museum's Dinosaur Gallery.*

5. How many years were dinosaurs on the earth for?

90 million years

120 million years

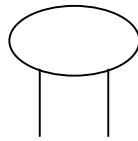
160 million years

210 million years


*160 million years. Dinosaurs are one of the most successful groups of animals (in terms of longevity) that have ever lived.*

**Turn over for more...**

6. One difference between dinosaurs and other reptiles like crocodiles and lizards is their gait. Which of the following gaits belongs to dinosaurs?



Upright gait



Sprawling gait

*Upright gait. Dinosaurs were reptiles that evolved an upright gait similar to that of mammals, ie their legs were straight, perpendicular to the ground and supported the weight of the body so that they could walk or run more easily.*

7. Dinosaurs didn't all live at the same time. Put the following in order of when they were alive (oldest to youngest)

Velociraptor	Stegosaurus	Tyrannosaurus rex
1. <i>Stegosaurus</i>	155-144 million years ago	
2. <i>Velociraptor</i>	84-80 million years ago	
3. <i>Tyrannosaurus rex</i>	67-65 million years ago	

8. How big were velociraptors?

About the same as a medium sized dog

Similar to an average sized male adult

As tall as an adult moose

*About the same as a medium sized dog. The raptors in Jurassic park were portrayed at twice their actual size. Velociraptors were up to 1.8m in length and are now thought to have had fine a feather-like covering.*

9. What country were Triceratops found in?

Argentina

USA

China

*USA. Triceratops means three- horned face.*

10. In Jurassic Park extinct dinosaurs are recreated from DNA taken from fossilised mosquitos preserved in amber. Name ONE reason why this would be unlikely to work in real life.

*Reasons include i) we would need an intact version of dino DNA but this will have degraded over time ii) we would need to assemble a dino genome into chromosomes iii) if we had a dino genome we would need to implant it into a compatible egg.*

*For a more complete overview take a look at [this interview](#) with scientists from the Natural History Museum or [this explanation](#) from Berkeley's University of California Museum of Paleontology.*

# Origami Procompsognathus

pro-comp-sog-nay-thus


Length: Up to 1m

Diet: Carnivorous

Period: Upper Triassic

Time span: 221-210 million years ago

Found in: Germany



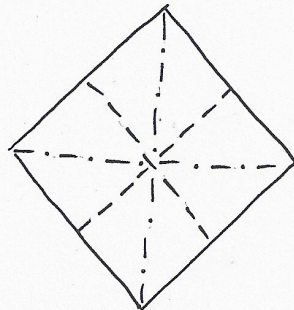
Procompsognathus is one of the extinct species recreated in Jurassic Park. It was one of the smallest and earliest dinosaurs.

A couple of origami basics:

--- Mountain fold (fold comes out of the paper).

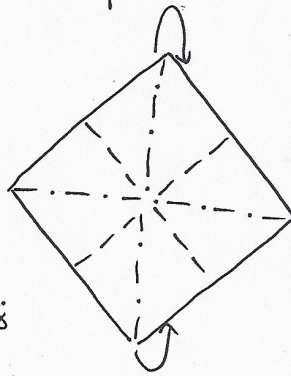
--- Valley fold (fold goes into the paper).

1.

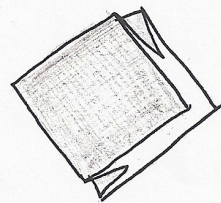


fold paper as shown, coloured side down.

2.



Pull corners together and collapse into a square...



... coloured side outwards.

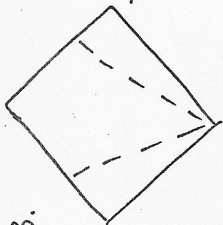


Science London is part of the British Science Association. Check out other events at <http://science-london.com>

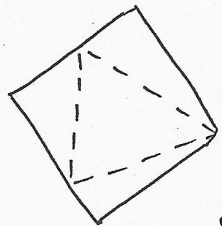
Origami diagram taken from Stephen O'Hanlon at [www.fishgoth.com](http://www.fishgoth.com)



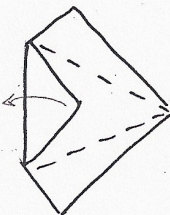
3.



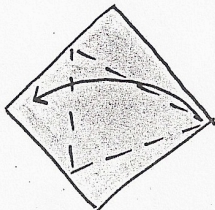
Fold along the dotted lines and open out.




Fold top corner down and open out.



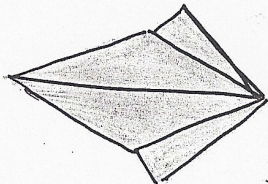
5.



Holding the top corner down lift up the bottom flap...

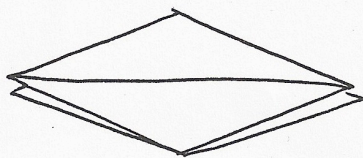


... and bring edges in...



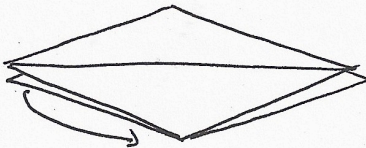
... to give this

6.



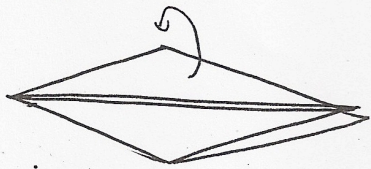
Flip over and repeat Steps 3-5 on the other side to give a bird base.

7.




Fold the top flap at the back of the bird base down.

8.




fold in half lengthways. Rotate 90° so bottom is now on the right.

9.



Outside reverse fold front and back sides.

11.




Reverse fold into head.

10.




Outside reverse fold front and back.

13.




Fold down at front & behind

15.




Tuck inside to shape body

14.



Fold legs as shown to give feet.



Ta da! You're done!